



Coach's Highlights

Introduction to the topic of tactics

Tips tactic and Right of Way

Version 2.0



Copyright

© Media Digital Page is publisher and licensor for the Coach's Toolbox and Coach's Highlights.
See:

www.MediaDigitalPage.com

www.tacticalsailing.com/en/legal

Tactical Sailing Coach's Toolbox, sketches, screenshots and comments are copyright of Media Digital Page–Tactical Sailing, unless explicitly expressed by the creators or authors:

© David Dellenbaugh, © Mark Rushall, © Jörg Diesch, © Uli Finckh, © Tilo Schnekenburger.

Contact:

Media Digital Page
Paul Gerbecks
Hatzfelder Weg 11b
D-81476 Munich
Germany

Mobile: +49 (0) 172 973 48 88
Telephone: +49 (0) 89 944 660 44
Fax: +49 (0) 89 99 97 95 59
Skype: tacticalsailingskype

office@MediaDigitalPage.com
www.MediaDigitalPage.com
www.TacticalSailing.com
facebook.com/TacticalSailing
www.tacticalsailing.com/en/order



Edition: Tactical Sailing (TS) program version 2.0

Documentation of Coach's Toolbox version 14. February 2024

The required Tactical Sailing - **Coach's Highlights** program for the functions described here is version 2.240.214 or higher.

Inhaltsverzeichnis

1	Tactical Sailing - Coach's Highlights.....	3
1.1	Coach's Highlights - Introduction to the topic of 'tactics'	4
1.2	Coach's 'Rights' - Introduction to the topic of 'Right of Ways'	5
1.3	Coach's Highlights - 20 exercises	6
1.4	Fun Sailing - 4 games	7
1.5	Program start - Operating instructions	7
1.6	License key - 'Coach's Highlights'	7
1.7	Documentation	8
2	General.....	8
2.1	License	8
2.2	Bug reports.....	9

1 Tactical Sailing - Coach's Highlights

The “Coach’s Toolbox” has developed over the years into a popular “teaching and learning program” for sailing beginners, regatta sailors and experts in strategy and tactics. We have succeeded in developing more than 100 different learning modules and in the “Coach’s Toolbox” to summarize.



Coach's Highlights

The ever-growing scope of the program makes it impossible to add further learning modules for technical reasons.

We have now bundled the most important tactical exercises - the “highlights” - for coach’s and regatta sailors in a new program version.

The “Coach’s Highlights” for PCs (Windows, Linux and macOS) are a **new independent program version**. They are available as a useful **supplementary program (add-on)** based on the “Coach’s Toolbox”.

The fun of sailing is awakened in a playful way for beginners through 4 different games:
- Fox hunting, chain of buoys, scooter and slalom.

Coach's Toolbox

1.1 Coach's Highlights - Introduction to the topic of 'tactics'

The "Coach's Highlights" show tactical exercises in various positions on a symbolic "regatta field" clearly arranged.

A comment from sailing expert and author Tilo Schnekenburger: "Super-fast introduction to the most important tactical topics - ideal for training work!"

These are the 20 most important tactical exercises that every trainer and experienced regatta sailor should know as an **introduction to the topic of "tactics"**.

In the overall overview of the "regatta field" on the screen, you can select a **'keyword'** in the graphic and start the exercise with a 'click'.

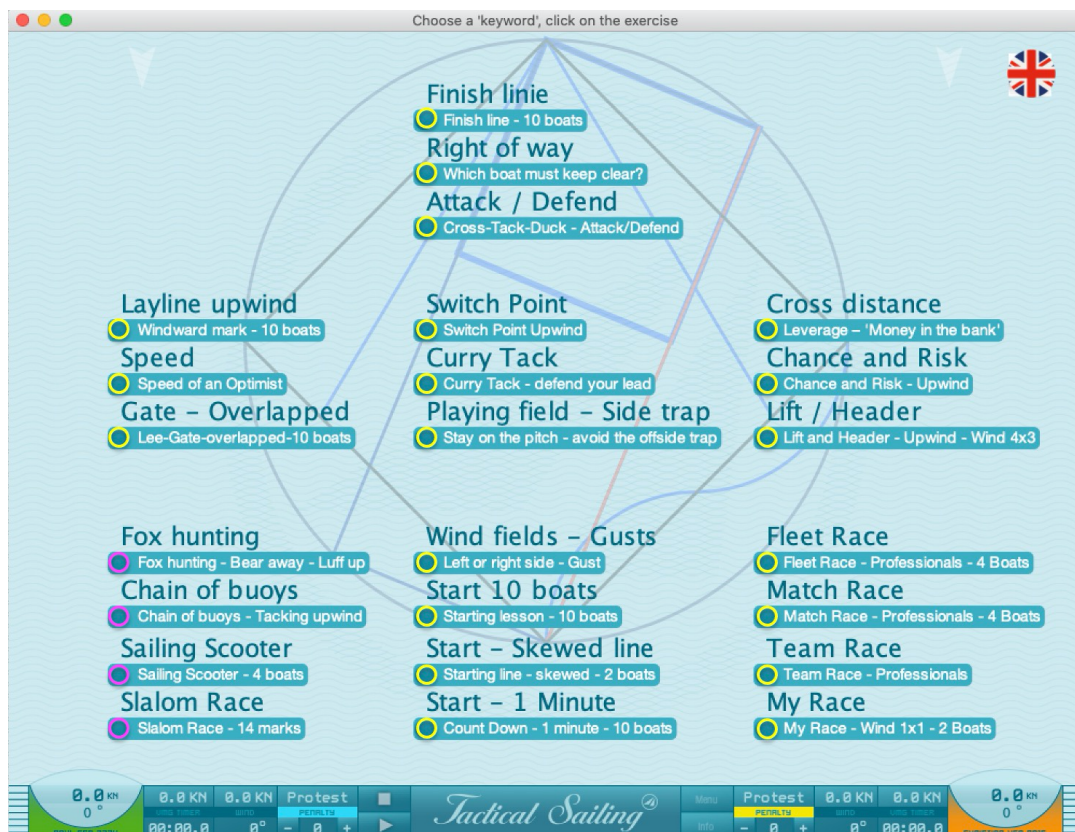
O Yellow marking: Trainer highlights - tactical exercises. These include topics such as Starting line, playing field, switch point, curry turn, finish line, field tactics with 8 exercises.

As a supplement to the individual exercises, in the "Regatta Tactics" section (Fleet, Match, Team, My Race) you can train a complete process from start to finish with two or four people.

O Pink marking:

Sailing Games - "Fun Sailing",

For everyone who would like to relax a little after the practice session: 4 playful variants (fox hunt, chain of buoys, scooter, slalom)!

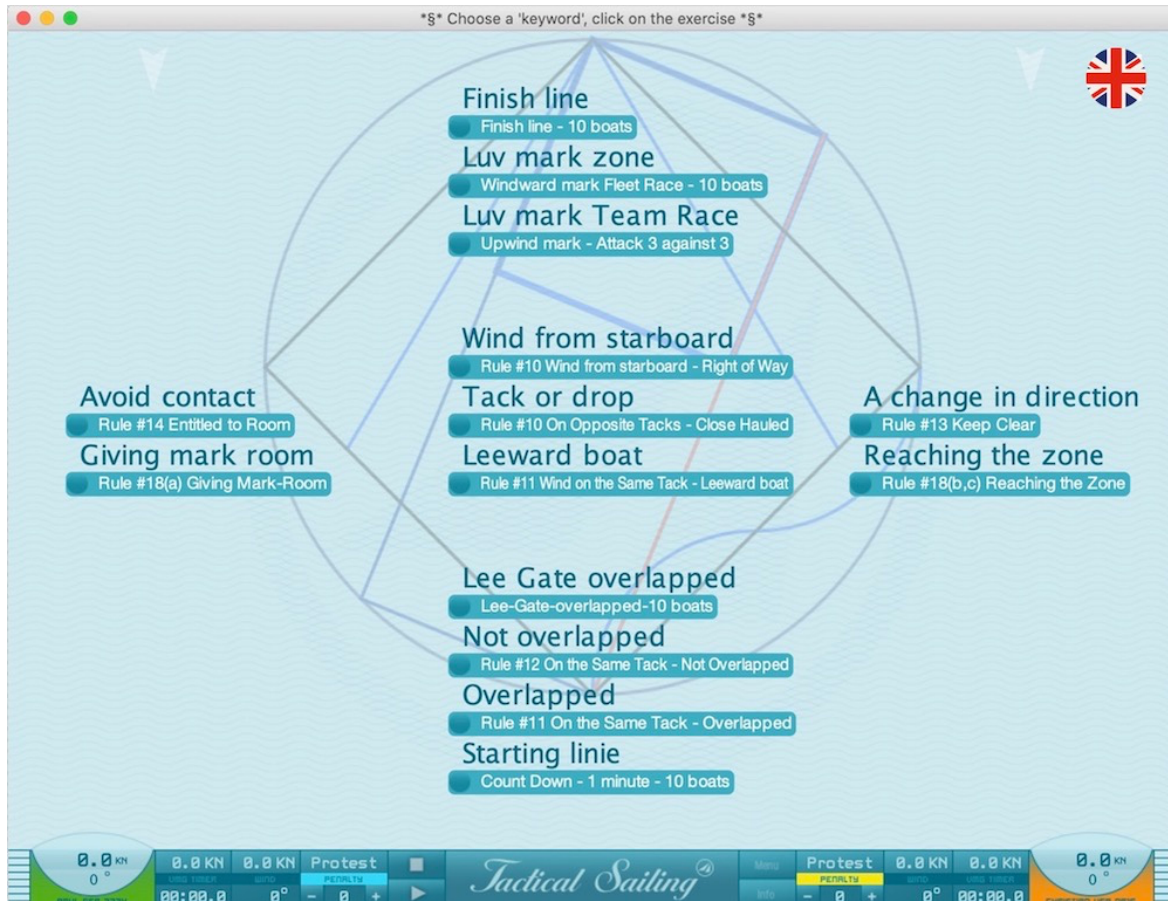


"Keywords" - Overview of exercises 'tactics' of the regatta field from start to finish line

Coach's Toolbox

1.2 Coach's 'Rights' - Introduction to the topic of 'Right of Ways'

The essential rules of the right of way, e.g., leeward before windward, wind from starboard and overlapping, a total of 14 situations are simulated and explained. "Key words" are used to select the exercises on the regatta field from start to finish line. ISAF rules 10, 11, 12, 13 and 18 are the basis for explaining. As a supplement to these rule situations, you can steer several boats yourself in individual exercises in accordance with the rules, e.g., at the starting line, the leeward gate or windward mark.



"Keywords" - overview of the exercises 'right of way' on the regatta field from start to finish line

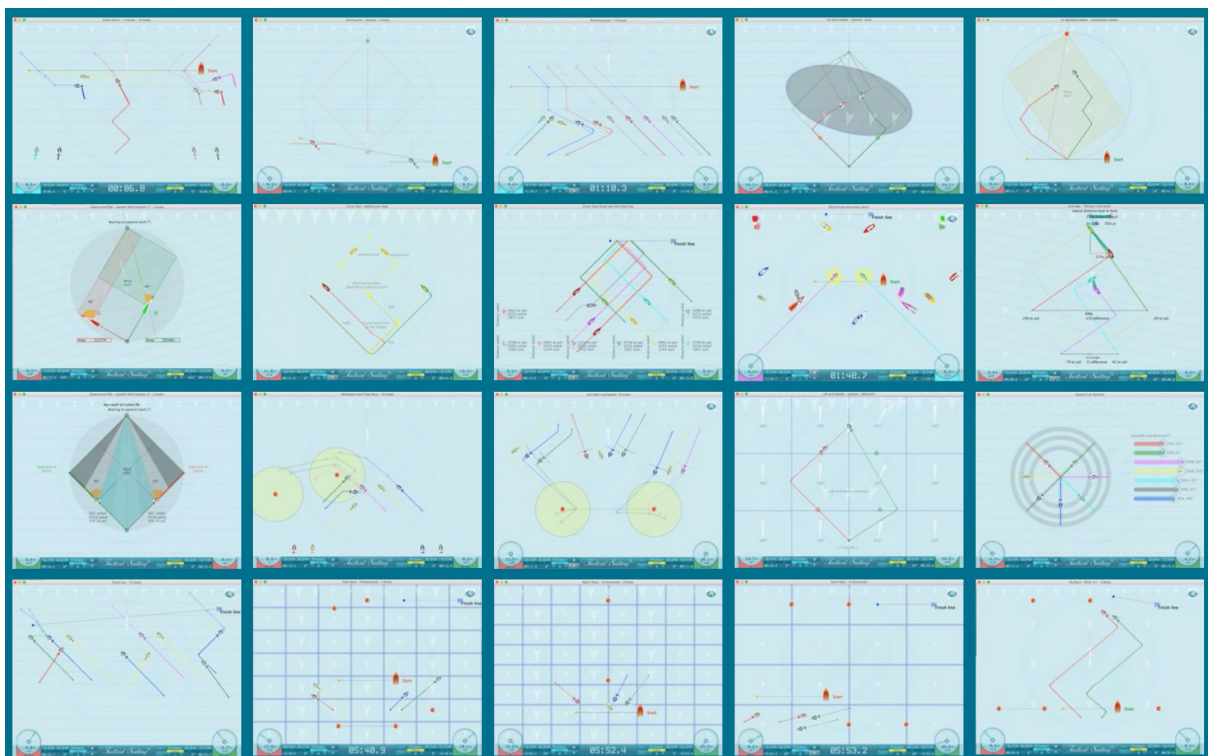
Coach's Toolbox

1.3 Coach's Highlights - 20 exercises

With one click, the trainer can repeatedly call up the simulation of a regatta scene and discuss it with the sailors. The aim is to develop special skills, namely to make quick and optimal tactical decisions during a regatta:

- Take-off phase, wind conditions, strategic-tactical maneuvers, risk assessment, attack defense, right of way and performance analysis.

Strategic and tactical decisions in regatta sailing are made in a similar way to classic "risk management". This starts right at the starting line. The sailor must choose the right or left side of the regatta field. Jochen Schuemann, one of the world's best sailors, also sees it this way: "The physics of sailing constantly force you to make a clear decision."



Screenshots of the 20 highlights

A detailed explanation with tactical tips for each exercise can be found in the program's "Info" window.

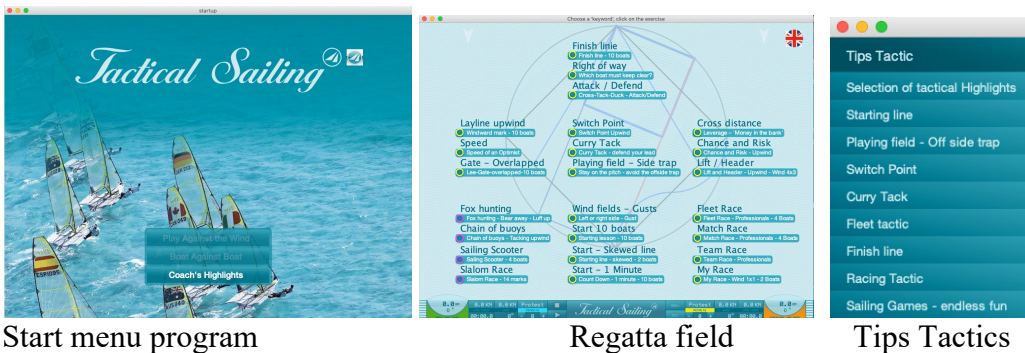
Coach's Toolbox

1.4 Fun Sailing - 4 games

Learn to sail while playing - these 4 games are specially designed for young sailors. With the fox hunt, the buoy chain, the slalom and scooter race, a lot of fun is guaranteed for two or four people! A detailed explanation for each game can be found in the program's "Info" window.



1.5 Program start - Operating instructions



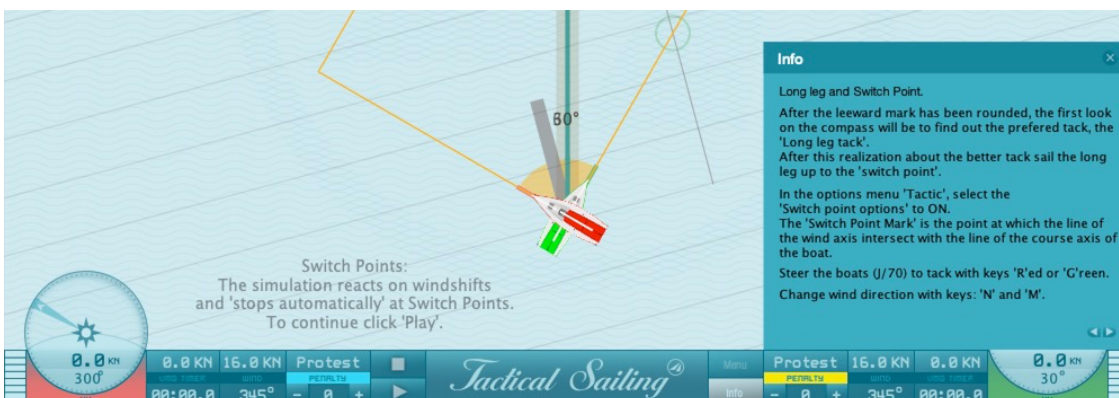
Start menu program

Regatta field

Tips Tactics

The program starts automatically with a complete overview of a “regatta field”. You select a “keyword” and start the exercise with a “click”. At the end, the menu item “Tactics Tips” opens automatically, where you can start further exercises.

A detailed explanation with tips for each exercise can be found in the "Info" window.
Example: **Exercise "Switch Point"**



1.6 License key - 'Coach's Highlights

Coach's Highlights requires a **new, special license key**, which you can order from the Tactical Sailing Shop. If you have already purchased a **Coach's Toolbox'** with a license key version 2, then we offer you 'Coach's Highlights', the additional program as an "Upgrade/Add On".

Coach's Toolbox

1.7 Documentation

The documentation of the 'Coach's Highlights' is in Chap. 11.3 'Tool Bag' of the previous 'Coach's Toolbox' has already been described in detail, there you can read the functional description, screenshots, and operating instructions. Download this documentation free of charge from our website:

<https://www.tacticalsailing.com/en/downloads/documentation/coachs-toolbox>

2 General

2.1 License

The Coach's Toolbox and Highlights are a special expansion of "Tactical Sailing" Software, made available to coaches for educational purposes and every sailor for private use. This Coach's Toolbox requires a license key for setting up the software functions. If you are interested or have questions, please contact Paul Gerbecks at Paul.Gerbecks@TacticalSailing.com. The Coach's Toolbox and Highlights are made available as a download to coaches and sailors. Updates are published in the Tactical Sailors Lounge on the website www.TacticalSailing.com. Therefore, please register yourself there (optional)!

License for commercial purposes

Any commercial use (e.g. links in: print media, books, Internet-based media, website, etc.) or public showing (exhibition, commercial event, etc.) may be authorized by the license holder: "Media Digital Page", send e-mail to:

office@MediaDigitalPage.com. See license agreements:

<https://www.tacticalsailing.com/en/legal>

Program Version: The version number of the "Tactical Sailing" Program is displayed in menu:

<Help> <version> <program> Tactical Sailing Program.
with the designation "Coach-Version".

Updates:

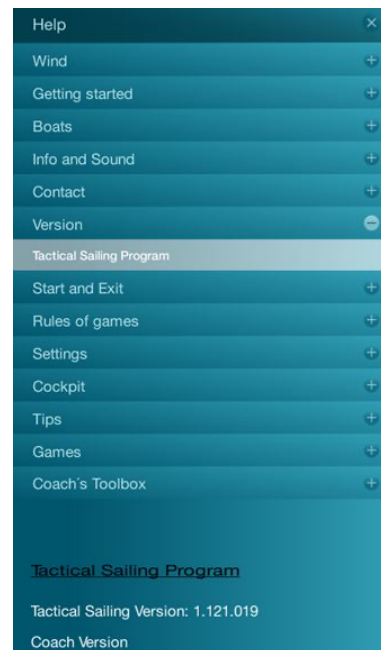
The current version and the history of the updates with a brief description will always be posted on the website:

<https://www.tacticalsailing.com/en/downloads/updates>

As a licensed user you can get a free update. Send us your license key and call your operating system (Windows, Mac OS X or Linux) via e-mail at <mailto:office@TacticalSailing.com>.

Your installed version number you see in the game in the main menu: <Help> <version> <program>.

Compare your version number with the current version number.



2.2 Bug reports

Tactical Sailing software is tested whenever computer manufacturers change their operating systems (Mac, Windows, Linux). In individual cases there will be adjustments that we publish to maintain compatibility. Possible problems and solutions should be considered, such as:

- Mac:

- Slow animations of menu display and structure,
- Problems opening and closing main and submenus,
- Tactical Sailing app not responding for a while.

Solution: If the Tactical Sailing app is unresponsive, choose “Quit Immediately” from the Mac main menu. Then restart “Tactical Sailing”!

- Windows and Mac:

Coach's Highlights - Sailing Scooter – Four players with 4 boats

When playing with four players, the boats do not respond to the players' button presses.

Solution: See at “Info”-Window” about the use of the special buttons to control “Boat 1”: 'K-L' (NOT the arrow keys).

If your program is affected by this, please see the solution to the problem, which is always posted on our Tactical Sailing - Hints - website. Registration required to log in:

<https://www.tacticalsailing.com/en/downloads/hints/bug-reports>

In most cases, the error was resolved quickly and resolved by updating the Tactical Sailing software, see

<https://www.tacticalsailing.com/en/downloads/updates>.